


Living & Nonliving Things Pre/Post-Test


Name: _____

PART 1: *Teacher reads aloud the questions as the students circle, fill in the blank, or write the correct response.*

1. Circle the things below that are living.



2. Circle the things below that are non-living.



PART 2: *Teacher reads aloud the word bank first. Then the teacher reads each sentence one by one and says “blank” in the missing word spot. Students write the correct word in the blank to complete the sentence.*

energy move grow

3. All living things _____. Some living things walk, some swim, and some fly.
4. All living things _____ and get bigger.
5. All living things need and use _____. Some use food, some use sunlight, and some use soil.



PART 3: Read the questions aloud to students. Students circle the correct answer.

6. Can non-living things breathe or move on their own?



Yes

No

7. Which animal does not belong in this group?



8. Which animal does not live in the ocean habitat?



Constructed Response: *Read the prompts aloud and give ample time for students to draw and write their response.*

9. Draw a picture of a living thing. Write a sentence explaining why it is a living thing.



10. Draw a picture of a non-living thing. Write a sentence explaining why it is non-living.

